

Town & Country

Estate & Letting Agents



, Knockin Heath, SY10 8EA

Offers In The Region Of £391,000

Town and Country Oswestry offer this beautiful detached bungalow set in generous grounds. Located in the much sought after village of Knockin Heath, the property has been well maintained and offers well laid out, spacious accommodation with three bedrooms, modern kitchen, lounge, utility and bathroom. The driveway provides ample parking leading to a detached double garage. Good road links are close by linking the village to Shrewsbury and larger towns beyond.

From either Oswestry or Shrewsbury take the A5 to Nesscliffe and from the By Pass take the B4396 towards Knockin. After a short distance and just before the business park turn left towards Knockin Heath and Dovaston, Take the first turning signed Kinnerley and carry on through a cross roads and then the driveway to the property will be identified on the right hand side.

Having a tiled floor, glazed door and side panel leading into the property. A part glazed door and side panel leads out to the front garden.

A bright, modern kitchen with light wood cabinetry, a stainless steel range hood, and built-in ovens. A dining table with wooden chairs is in the foreground. The kitchen features a large window above the sink, a stainless steel range hood, and a built-in oven. A dining table with wooden chairs is in the foreground.

A bright, modern bedroom with a white bed frame, white bedding, and a large window with a yellow valance and curtains. The room has light-colored walls and a wooden floor.

Having a window to the rear, radiator and a coved ceiling.

Bedroom Two 10'4" x 9'6" (3.14 x 2.90)



A double bedroom with a window to the front overlooking the garden, coved ceiling and a radiator.

Bedroom One 12'7" x 10'4" (3.83 x 3.14)



A good sized double room with a window to the front overlooking the garden, coved ceiling and a radiator.

Front Gardens



The property is approached through double gates onto a long driveway leading up to the property. The driveway continues around to the side leading to the detached double garage. The front gardens have a good sized lawn with a patio running along the front of the property. There are mature trees and shrubs giving a good level of privacy.

Additional Photo



Double Garage 19'7" x 16'6" (5.96 x 5.04)

There is a double garage with an up and over door. There is a further storage area at the rear.

Rear Gardens



The rear gardens are also an excellent size. There is a patio across the rear with well tended lawned and shrubbed gardens with a greenhouse. The gardens back onto open fields with a wooded area at the side and block built workshop measuring 14ft x 12ft.

Aerial Photo



Patio



Additional Photo.



Rear Elevation



Woodland



Information about this property from the vendor

Please note, the vendor has made us aware that there are restrictive covenants contained in the title deeds of this property which prohibit the owner from the building of any extension to the existing dwelling or any additional building within the boundaries of the property. There are also some areas of land used by the owners which are not shown on the title deeds, for more information, please contact our sales team.

Viewing

STRICTLY BY PRIOR APPOINTMENT WITH TOWN AND COUNTRY ON 01691 679631

Town and Country

Free valuation service - Professional and Independent - Elegant, Clear and Concise Presentation - Accompanied Viewings Available - Full Colour Photography - Full Colour Advertising - Striking For Sale Boards - Regular Viewings Feedback - Up-to-date Buyer Register - Sound Local Knowledge and Experience - State of the Art Technology - Motivated Professional Staff - All properties advertised on www.rightmove.co.uk, [Zoopla](http://Zoopla.com), Onthemarket.com - VERY COMPETITIVE FEES FOR SELLING.

To Make an Offer

TO MAKE AN OFFER - MAKE AN APPOINTMENT.

If you are interested in buying this property, you have to view the property. The appointment is part of our guarantee to the seller and should be made before contacting a Building Society, Bank or Solicitor. Any delay may result in the property being sold to someone else, and survey and legal fees being unnecessarily incurred. Once you have viewed the property and decided to make an offer please contact the office and one of the team will assist you further.

Town and Country recommend that a prospective buyer/tenant follows the guidance of the Property Ombudsman and undertakes a physical viewing of the property and does not solely rely on virtual/video information when making their decision. Town and Country also advise it is best practice to view a property in person before making an offer.

Tenure/ Council Tax

We understand the property is freehold, although purchasers must make their own enquiries via their solicitor. The property is in council tax band D and is payable to Shropshire County Council.

Services

The agents have not tested the appliances listed in the particulars.

Money Laundering

Money Laundering Regulations. The successful purchaser will be required to produce adequate

identification to prove their identity within the terms of the Money Laundering Regulations. Appropriate examples include: Passport/Photographic Driving Licence and a recent Utility Bill.

Hours Of Business

Monday - Friday - 9.00 - 5.30

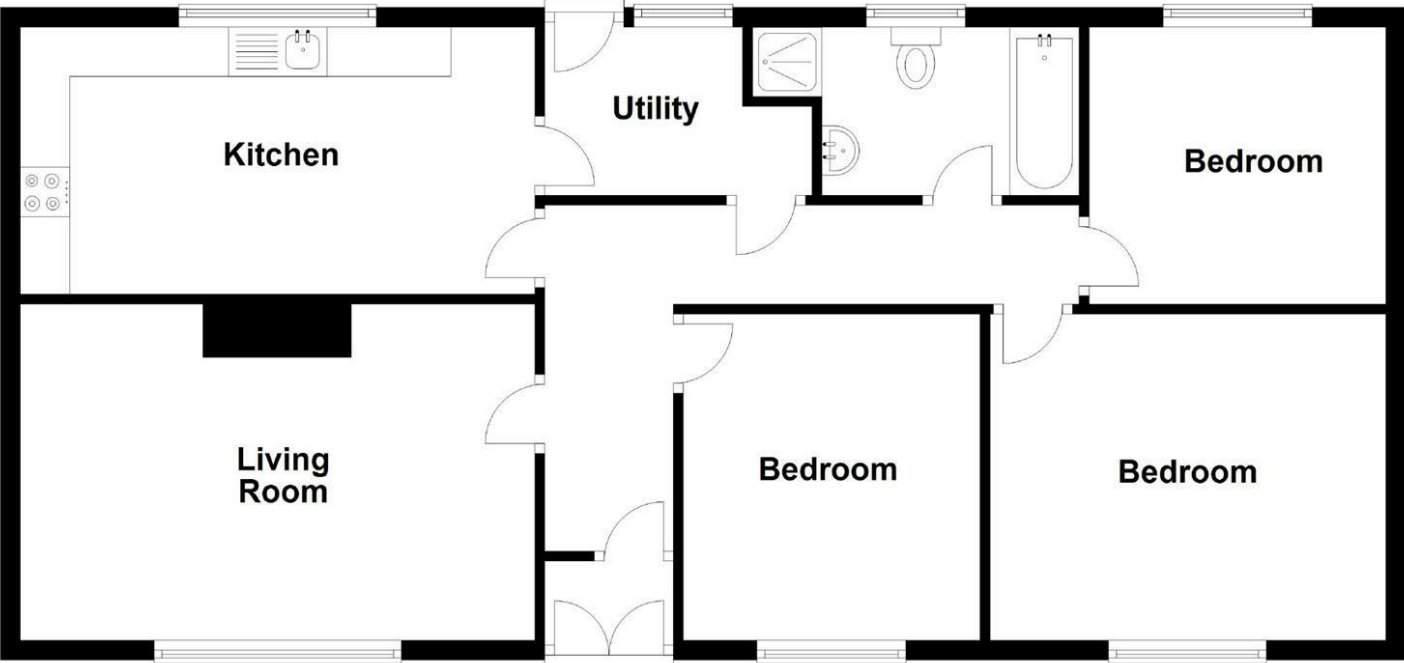
Saturday - 9.00 - 4.00

Additional Information

We would like to point out that all measurements, floor plans and photographs are for guidance purposes only (photographs may be taken with a wide angled/zoom lens), and dimensions, shapes and precise locations may differ to those set out in these sales particulars which are approximate and intended for guidance purposes only.

These particulars, whilst believed to be accurate are set out as a general outline only for guidance and do not constitute any part of an offer or contract. Intending purchasers should not rely on them as statements of representation of fact, but must satisfy themselves by inspection or otherwise as to their accuracy. No person in this firm's employment has the authority to make or give any representation or warranty in respect of the property.

Floor Plan

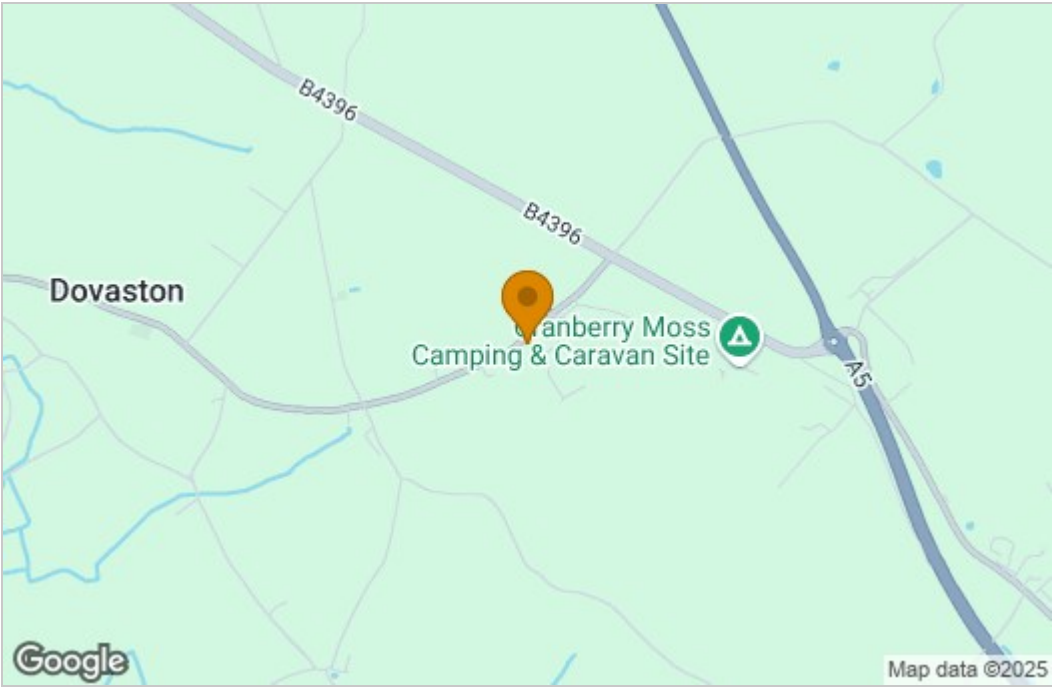


Ground Floor

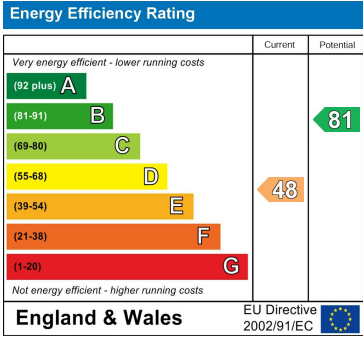
Approx. 85.6 sq. metres (921.0 sq. feet)

Total area: approx. 85.6 sq. metres (921.0 sq. feet)

Area Map



Energy Efficiency Graph



These particulars, whilst believed to be accurate are set out as a general outline only for guidance and do not constitute any part of an offer or contract. Intending purchasers should not rely on them as statements of representation of fact, but must satisfy themselves by inspection or otherwise as to their accuracy. No person in this firms employment has the authority to make or give any representation or warranty in respect of the property.